

# Future Career RESEARCH PAPER



# Career Research Paper

## TABLE OF CONTENTS & NOTE TO TEACHERS

2. Table of Contents
3. Terms of Use
4. Assignment Outline Page version 1 (*full assignment*)
5. Assignment Outline Page version 2 (*full assignment minus MLA Format requirement*)
6. Assignment Outline Page version 1 (*no location requirement*)
7. Assignment Outline Page version 1 (*no location or MLA Format requirement*)
8. At-A-Glance Research Organizer
9. Research Notes Page 1
10. Research Notes Page 2
11. Researching Education and Training Graphic Organizer
12. Researching Location Graphic Organizer
13. Goal Setting Organizer (*for middle school*)
14. Goal Setting Organizer (*for high school*)
15. MLA Source Cards (*front*)
16. MLA Source Cards (*back*)
17. Peer Editing
18. Rubric #1
19. Rubric #2

Hi, there! Thank you for purchasing this Career Research project. This is a project that I complete with my high school seniors. However, since this is such a valuable topic for our students, I made sure to make these materials accessible to students in many different grade levels. For that reason you will find four different assignment sheets and two different goal-setting organizers. I wanted to make sure that students in 7<sup>th</sup> grade and students in 12<sup>th</sup> grade could benefit from this project.

You can use this resource in your classroom as one large packet, or piece it all together slowly. I prefer to have students work on the at-a-glance organizer as they go -using it as a research checklist. Each day I have my students focus their research on a different element. The included research graphic organizers will help guide students in their research.

There is also a peer editing form and two different grading rubrics included in this resource.

As a fun extension, I like to have my students present their findings to class. To add visual elements to class presentations, you can have students present using Google Slides, Piktochart, or Adobe Spark.

I hope you and your students enjoy this unit!  
The Daring English Teacher



# THE DARING ENGLISH TEACHER

## Terms of Use

THANK YOU FOR PURCHASING THIS RESOURCE.

PLEASE READ THE TERMS OF USE BEFORE DISTRIBUTING THESE MATERIALS.

This purchase is good for a single-teacher (or teacher team) classroom license for use in one classroom. **If you wish to photocopy and/or digitally share this resource with another teacher**, please purchase an additional license at a discounted rate under the "My Purchases" tab on Teachers Pay Teachers.

Reproducing any part of this resource for more than one teacher, classroom, or for-profit educational and tutoring centers is strictly prohibited. Publishing this resource online is prohibited.

By purchasing this resource, you agree not to post any portion of it online. **cannot be distributed or posted electronically**, even on classroom websites, without the express written permission of The Daring English Teacher. Doing so violates the Digital Millennium Copyright Act (DMCA)

Please feel free to contact me if you have any questions.

Thank you for your cooperation,


The Daring English Teacher

TheDaringEnglishTeacher@gmail.com

©2017-present – The Daring English Teacher, Inc.



## Fonts and Clipart By...



# Career Research Paper

## ASSIGNMENT OUTLINE

Thinking about your adult life and future career involves more than just daydreaming about large salaries. Many careers require years of schooling, certain training, and internships or apprenticeships. In order to become more acquainted with a career, you will write a career research paper.

For your research paper, you will select a career that interests you and write a detailed research report about your chosen career. Your final research paper should be double-spaced, typed in MLA format, and include a Works Cited page.

*Please Note: While there are many questions in the outline, your paper should NOT read like a list of answers. These are some suggested questions to help guide your research. When you write your paper, weave the answers throughout the paper so that it has a nice flow.*

**INTRODUCTION** - What is the career? Provide a general overview of the career and the duties and responsibilities someone with this career would have.

**EDUCATION/TRAINING** - Research the type of education and training required to gain an entry-level position in this career. What type of school should you attend? What majors are a fit for this career? How many years of schooling do you need? What are some colleges/training facilities that provide the type of education required? How long is the program of study? How much will it cost for each program? Does it require an apprenticeship or internship, and if so, what are the requirements and when does this take place? What high school classes are recommended to take for students who wish to pursue this career?

**ADVANCEMENT AND SALARY** - Research the entry-level, median, and senior-level salary ranges for this career. What are they? What is required to advance from entry-level to senior-level in the field? Is extra training or schooling required? Do you have to interview and apply for advancement?

**LOCATION** - Where are the majority of these jobs and careers located? Is it specifically located one one region (i.e., Silicon Valley=tech), or is it widespread (doctors, nurses, IT, public service)? Where would you ideally like to live, and what is the median cost of living there (housing and expenses)? Will you be able to afford to live there on a starting salary?

**BENEFITS AND HAZARDS** - Research some of the benefits and hazards of working in this career. If there are no hazards, what are some of the negatives or downfalls?

### DEADLINES:

\_\_\_\_/\_\_\_\_/\_\_\_\_ Research/brainstorming

\_\_\_\_/\_\_\_\_/\_\_\_\_ Research paper outline

\_\_\_\_/\_\_\_\_/\_\_\_\_ First draft

\_\_\_\_/\_\_\_\_/\_\_\_\_ Final draft

### FINAL DRAFT Submission Instructions

# Career Research Paper

## ASSIGNMENT OUTLINE

Thinking about your adult life and future career involves more than just daydreaming about large salaries. Many careers require years of schooling, certain training, and internships or apprenticeships. In order to become more acquainted with a career, you will write a career research paper.

For your research paper, you will select a career that interests you and write a detailed research report about your chosen career.

*Please Note: While there are many questions in the outline, your paper should NOT read like a list of answers. These are some suggested questions to help guide your research. When you write your paper, weave the answers throughout the paper so that it has a nice flow.*

**INTRODUCTION** - What is the career? Provide a general overview of the career and the duties and responsibilities someone with this career would have.

**EDUCATION/TRAINING** - Research the type of education and training required to gain an entry-level position in this career. What type of school should you attend? What majors are a fit for this career? How many years of schooling do you need? What are some colleges/ training facilities that provide the type of education required? How long is the program of study? How much will it cost for each program? Does it require an apprenticeship or internship, and if so, what are the requirements and when does this take place? What high school classes are recommended to take for students who wish to pursue this career?

**ADVANCEMENT AND SALARY** - Research the entry-level, median, and senior-level salary ranges for this career. What are they? What is required to advance from entry-level to senior-level in the field? Is extra training or schooling required? Do you have to interview and apply for advancement?

**LOCATION** - Where are the majority of these jobs and careers located? Is it specifically located one one region (i.e., Silicon Valley=tech), or is it widespread (doctors, nurses, IT, public service)? Where would you ideally like to live, and what is the median cost of living there (housing and expenses)? Will you be able to afford to live there on a starting salary?

**BENEFITS AND HAZARDS** - Research some of the benefits and hazards of working in this career. If there are no hazards, what are some of the negatives or downfalls?

### DEADLINES:

\_\_\_\_/\_\_\_\_/\_\_\_\_ Research/brainstorming

\_\_\_\_/\_\_\_\_/\_\_\_\_ Research paper outline

\_\_\_\_/\_\_\_\_/\_\_\_\_ First draft

\_\_\_\_/\_\_\_\_/\_\_\_\_ Final draft

**FINAL DRAFT** Submission Instructions

# Career Research Paper

## ASSIGNMENT OUTLINE

Thinking about your adult life and future career involves more than just daydreaming about large salaries. Many careers require years of schooling, certain training, and internships or apprenticeships. In order to become more acquainted with a career, you will write a career research paper.

For your research paper, you will select a career that interests you and write a detailed research report about your chosen career. Your final research paper should be double-spaced, typed in MLA format, and include a Works Cited page.

*Please Note: While there are many questions in the outline, your paper should NOT read like a list of answers. These are some suggested questions to help guide your research. When you write your paper, weave the answers throughout the paper so that it has a nice flow.*

**INTRODUCTION** - What is the career? Provide a general overview of the career and the duties and responsibilities someone with this career would have.

**EDUCATION/TRAINING** - Research the type of education and training required to gain an entry-level position in this career. What type of school should you attend? What majors are a fit for this career? How many years of schooling do you need? What are some colleges/ training facilities that provide the type of education required? How long is the program of study? How much will it cost for each program? Does it require an apprenticeship or internship, and if so, what are the requirements and when does this take place? What high school classes are recommended to take for students who wish to pursue this career?

**ADVANCEMENT AND SALARY** - Research the entry-level, median, and senior-level salary ranges for this career. What are they? What is required to advance from entry-level to senior-level in the field? Is extra training or schooling required? Do you have to interview and apply for advancement?

**BENEFITS AND HAZARDS** - Research some of the benefits and hazards of working in this career. If there are no hazards, what are some of the negatives or downfalls?

### DEADLINES:

\_\_\_\_/\_\_\_\_/\_\_\_\_ Research/brainstorming

\_\_\_\_/\_\_\_\_/\_\_\_\_ Research paper outline

\_\_\_\_/\_\_\_\_/\_\_\_\_ First draft

\_\_\_\_/\_\_\_\_/\_\_\_\_ Final draft

**FINAL DRAFT** Submission Instructions

# Career Research Paper

## ASSIGNMENT OUTLINE

Thinking about your adult life and future career involves more than just daydreaming about large salaries. Many careers require years of schooling, certain training, and internships or apprenticeships. In order to become more acquainted with a career, you will write a career research paper.

For your research paper, you will select a career that interests you and write a detailed research report about your chosen career.

*Please Note: While there are many questions in the outline, your paper should NOT read like a list of answers. These are some suggested questions to help guide your research. When you write your paper, weave the answers throughout the paper so that it has a nice flow.*

**INTRODUCTION** - What is the career? Provide a general overview of the career and the duties and responsibilities someone with this career would have.

**EDUCATION/TRAINING** - Research the type of education and training required to gain an entry-level position in this career. What type of school should you attend? What majors are a fit for this career? How many years of schooling do you need? What are some colleges/ training facilities that provide the type of education required? How long is the program of study? How much will it cost for each program? Does it require an apprenticeship or internship, and if so, what are the requirements and when does this take place? What high school classes are recommended to take for students who wish to pursue this career?

**ADVANCEMENT AND SALARY** - Research the entry-level, median, and senior-level salary ranges for this career. What are they? What is required to advance from entry-level to senior-level in the field? Is extra training or schooling required? Do you have to interview and apply for advancement?

**BENEFITS AND HAZARDS** - Research some of the benefits and hazards of working in this career. If there are no hazards, what are some of the negatives or downfalls?

### DEADLINES:

\_\_\_\_/\_\_\_\_/\_\_\_\_ Research/brainstorming

\_\_\_\_/\_\_\_\_/\_\_\_\_ Research paper outline

\_\_\_\_/\_\_\_\_/\_\_\_\_ First draft

\_\_\_\_/\_\_\_\_/\_\_\_\_ Final draft

**FINAL DRAFT** Submission Instructions

# Career Research Paper

## RESEARCH ORGANIZER

WHAT JOB ARE YOU RESEARCHING?

WHY DOES THIS JOB INTEREST YOU?

What are the requirements needed to have this job?

EDUCATION/TRAINING

PREVIOUS EXPERIENCE

OTHER REQUIREMENTS

## Salary Range

ENTRY LEVEL:

MID LEVEL:

SENIOR LEVEL:

## Advancement Opportunities & Requirements

What are the advancement opportunities? How many years of experience do you typically need?

MID LEVEL:

SENIOR LEVEL:

## LOCATION & DEMAND

Where are the jobs for this career located?





# Career Research Paper

## RESEARCH NOTES

**Directions:** As you research your career, keep notes and record your source information.



WHAT ARE SOME OF THE DAY-TO-DAY RESPONSIBILITIES AND TASKS?

---

---

---

---

Source information: \_\_\_\_\_


WHAT ARE SOME EXTRA RESPONSIBILITIES YOU MIGHT ENCOUNTER IN THIS CAREER?

---

---

---

---



Source information: \_\_\_\_\_



HOW MUCH EDUCATION AND TRAINING IS REQUIRED TO GAIN AN ENTRY-LEVEL POSITION?

---

---

---

---

KNOWLEDGE

SKILLS

Source information: \_\_\_\_\_

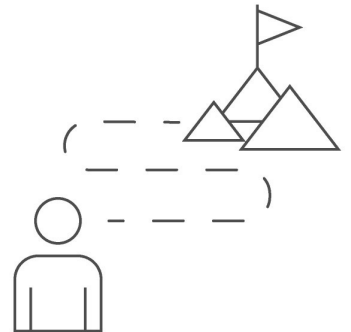
WHERE CAN ONE GO TO RECEIVE THE EDUCATION AND TRAINING NEEDED?  
What colleges or educational facilities can you go to?

---

---

---

---



Source information: \_\_\_\_\_

# Career Research Paper

## RESEARCH NOTES

**Directions:** As you research your career, keep notes and record your source information.



WHERE ARE THE MAJORITY OF THESE JOBS LOCATED?

---

---

---

---

Source information: \_\_\_\_\_

RESEARCH THE COST OF LIVING FOR ONE OF THESE AREAS.

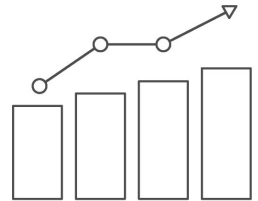
Will you be able to afford to live in this city on a starting salary?

---

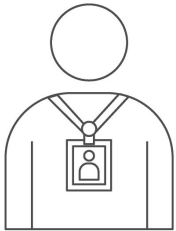
---

---

---



Source information: \_\_\_\_\_



WHAT ARE SOME OF THE BENEFITS ASSOCIATED WITH THIS CAREER?

---

---

---

---

Source information: \_\_\_\_\_

WHAT ARE SOME OF THE HAZARDS ASSOCIATED WITH THIS CAREER?


---

---

---

---

---



Source information: \_\_\_\_\_

# Career Research Paper

## RESEARCHING EDUCATION AND TRAINING

**Directions:** Research four different colleges or training facilities that will help prepare you for your career of choice. In your research, document where the school is, how much it costs, admissions requirements, and majors/programs offered.

### School #1

NAME

LOCATION:

TUITION:

ADMISSION REQUIREMENTS:

MAJORS/PROGRAMS OFFERED:

WHY DOES THIS INSTITUTION INTEREST YOU?

Source :

### School #2

NAME

LOCATION:

TUITION:

ADMISSION REQUIREMENTS:

MAJORS/PROGRAMS OFFERED:

WHY DOES THIS INSTITUTION INTEREST YOU?

Source :



### School #3

NAME:

LOCATION:

TUITION:

ADMISSION REQUIREMENTS:

MAJORS/PROGRAMS OFFERED:

WHY DOES THIS INSTITUTION INTEREST YOU?

Source :

### School #4

NAME:

LOCATION:

TUITION:

ADMISSION REQUIREMENTS:

MAJORS/PROGRAMS OFFERED:

WHY DOES THIS INSTITUTION INTEREST YOU?

Source :

# Career Research Paper

## THINKING ABOUT LOCATION

**Directions:** While many jobs can be performed in any city or town, some are more specialized and require you to live in a certain area of the United States. If the job of your choice can be performed anywhere, color in three places in which you might like to live. If your selected career is geared toward a certain area, color those areas. Then research information about the three locations.



### Area 1:

CITY, STATE:

MEDIAN SALARY:

MEDIAN RENT:

MEDIAN HOUSE PRICE:

CAN YOU LIVE HERE ON A STARTING SALARY?

OTHER INFO:

### Area 2:

CITY, STATE:

MEDIAN SALARY:

MEDIAN RENT:

MEDIAN HOUSE PRICE:

CAN YOU LIVE HERE ON A STARTING SALARY?

OTHER INFO:

### Area 3:

CITY, STATE:

MEDIAN SALARY:

MEDIAN RENT:

MEDIAN HOUSE PRICE:

CAN YOU LIVE HERE ON A STARTING SALARY?

OTHER INFO:

# Career Research Paper

## GOAL-SETTING ORGANIZER

**Directions:** It is helpful to set mini goals to make sure you achieve your larger goals. Complete the chart to help you determine where you are at and where you need to be.

WHAT IS YOUR ULTIMATE CAREER GOAL? *Think big!*

WHAT DO YOU NEED TO DO WHEN YOU HAVE YOUR FIRST JOB IN YOUR CAREER?

LIST FIVE THINGS YOU NEED TO DO AFTER HIGH SCHOOL TO ACHIEVE YOUR GOAL.

- 1.
- 2.
- 3.
- 4.
- 5.

LIST FIVE THINGS YOU NEED TO DO IN HIGH SCHOOL TO ACHIEVE YOUR GOAL.

- 1.
- 2.
- 3.
- 4.
- 5.

WHAT WILL YOU DO TO MAKE SURE YOU ACCOMPLISH YOUR GOALS?

LIST FIVE THINGS YOU NEED TO DO IN MIDDLE SCHOOL TO ACHIEVE YOUR GOAL.

- 1.
- 2.
- 3.
- 4.
- 5.

WHAT WILL YOU DO TO MAKE SURE YOU ACCOMPLISH YOUR GOALS?

WHERE ARE YOU NOW? WHAT HAVE YOU ACCOMPLISHED SO FAR THAT WILL HELP YOU SUCCEED IN THE FUTURE?

# Career Research Paper

## GOAL-SETTING ORGANIZER

**Directions:** It is helpful to set mini goals to make sure you achieve your larger goals. Complete the chart to help you determine where you are at and where you need to be.

WHAT IS YOUR ULTIMATE CAREER GOAL? *Think big!*

WHAT DO YOU NEED TO DO WHEN YOU HAVE YOUR FIRST JOB IN YOUR CAREER?

IN ADDITION TO SCHOOL, LIST FIVE THINGS YOU NEED TO DO.

- 1.
- 2.
- 3.
- 4.
- 5.

LIST FIVE THINGS YOU NEED TO DO IN COLLEGE TO ACHIEVE YOUR GOAL.

- 1.
- 2.
- 3.
- 4.
- 5.

WHAT WILL YOU DO TO MAKE SURE YOU ACCOMPLISH YOUR GOALS?

LIST FIVE THINGS YOU NEED TO DO IN HIGH SCHOOL TO ACHIEVE YOUR GOAL.

- 1.
- 2.
- 3.
- 4.
- 5.

WHAT WILL YOU DO TO MAKE SURE YOU ACCOMPLISH YOUR GOALS?

WHERE ARE YOU NOW? WHAT HAVE YOU ACCOMPLISHED SO FAR THAT WILL HELP YOU SUCCEED IN THE FUTURE?

# Career Research Paper

## SOURCE CARDS

Creating source cards as you conduct your research is an excellent way to keep track of your sources. A source card is a 3x5 index card that contains a brief summary of your research and all of the information you need to cite that source in your Works Cited Page. You will have a separate source card for every single source you use. It is important to number each source card to help you keep track of your sources.

### FRONT

On the front, write a brief summary in your own words to avoid plagiarism.

If you write anything word for word, be sure to place quotation marks around the text.

### BACK

#

Write out the citation in MLA format exactly as it is needed for your works cited page

### MLA CITATIONS WEB SOURCES

#### Entire Web site

Author's or editor's Last Name, First Name (if given). *Title of Website*. Version number, Name of sponsor or publisher, Date resource was created, URL. Date accessed.

#### A Page on a Website

Author's or editor's Last Name, First Name (if given). "Title of Web page." *Title of Web site*. Version number, Name of sponsor or publisher, Date resource was created, URL. Date accessed.

#### Article from a Website

Author's or editor's Last Name, First Name (if given). "Title of Article." *Title of Web site or publication*. Publication date, URL. Date accessed.

#### Online Database Article

Author's or editor's Last Name, First Name (if given). "Article Title." *Publication*. All volume and issue numbers and year of publication. *Title of Database*, DOI or URL. Date accessed.

### MLA CITATIONS PRINT AND OTHER SOURCES

#### Book (One Author)

Author's Last Name, First Name.  
*Title of Book*. Publisher, Date published.

#### Book (Two Authors)

Authors' Last Name, First Name, and First Name Last Name. *Title of Book*. Publisher, Date published.

#### Book (Three or More Authors)

Authors' Last Name, First Name, et al. *Title of Book*. Publisher, Date published.

#### Book with an Editor

Editor's Last Name, First Name, ed.  
*Title of Book*. Publisher, Date published.

#### Interview

Interviewee's Last Name, First Name.  
Personal Interview. Date (day month year).

# Career Research Paper

## SOURCE CARD EXAMPLES

BACK

1

Smith, Joe. "How to Wash Your Hands."  
*Cleanliness Publications*. Vol. 3, no. 4, 2017.  
Wiley Online Library, doi. 10.001723/how  
2738.

### Source 1 - Online Database Article

Author's or editor's Last Name, First Name (if given). "Article Title." *Publication*. All volume and issue numbers and year of publication. *Title of Database*, DOI or URL. Date accessed.

BACK

### Source 2 - Book (One Author)

#### Book (One Author)

Author's Last Name, First Name.  
*Title of Book*. Publisher, Date published.

2

Collins, Suzanne. *The Hunger Games*.  
Scholastic Press, 2008.

BACK

3

Smith, Jane. Personal interview. 15 Jan 2017.

### Source 3 - Interview

Interviewee's Last Name, First Name.  
Personal interview. Date (day month year).

BACK

### Source 4 - Entire Website

Author's or editor's Last Name, First Name (if given). *Title of Web site*. Version number, Name of sponsor or publisher, Date resource was created, URL. Date accessed.

4

The Purdue OWL Family of Sites. The Writing Lab and OWL at Purdue and Purdue U, 2008, owl.english.purdue.edu/owl. Accessed 01 Dec. 2017.



Name: \_\_\_\_\_ Date: \_\_\_\_\_ Per: \_\_\_\_\_

# Career Research Paper PEER EDIT FORM

Author Name: \_\_\_\_\_ Peer Reviewer Name: \_\_\_\_\_

Paper Topic: \_\_\_\_\_

Paper Thesis: \_\_\_\_\_

	YES	NO	COMMENT
<b>ORGANIZATION</b>			
Is there a title?			
Are paragraphs used? Is each paragraph indented?			
<b>INTRODUCTION</b>			
Is there an attention getter in the first sentence of the paper?			
Does the author include background information informing the audience about the topic?			
Is there a thesis statement?			
Is the thesis statement the last sentence of the paragraph?			
<b>BODY PARAGRAPHS</b>			
Is there a quotation in every body paragraph?			
Does each body paragraph provide at least two examples that support the topic sentence?			
Is the evidence cited properly? "quote" (in-text citation).			
After the quote, is there some sort of explanation of the quote and how it relates to the topic sentence?			
<b>CONCLUSION</b>			
Does the writer restate the thesis?			

## CHECK FOR:

- Contractions (don't, won't, he's, can't, should've, etc.)
- Slang (wanna, coulda, gonna, etc.)
- 1<sup>st</sup> and 2<sup>nd</sup> personal pronouns (I, me, we, you, your, you're)
- Numbers 1-10 are spelled out and numbers 11 and higher are written as numbers
- Spelling errors
- Grammatical errors

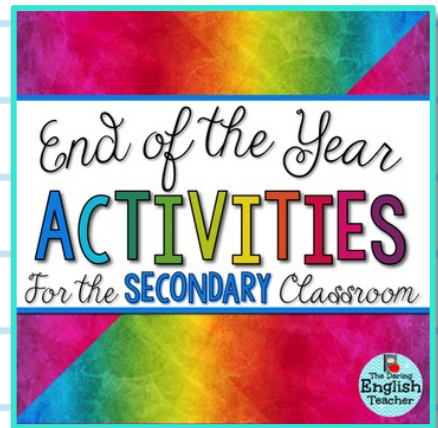
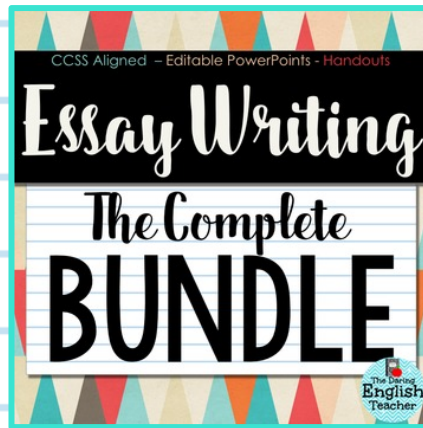
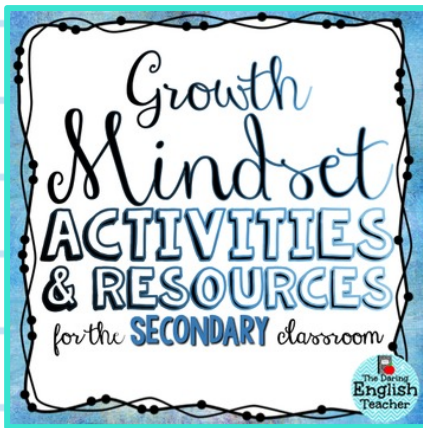
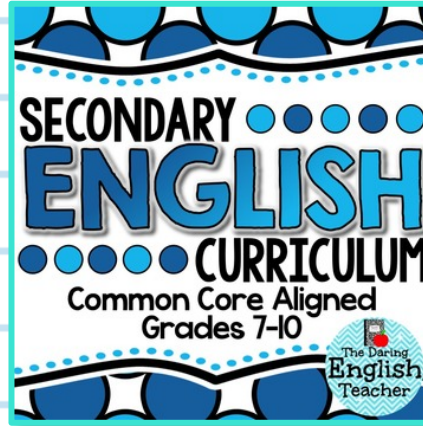
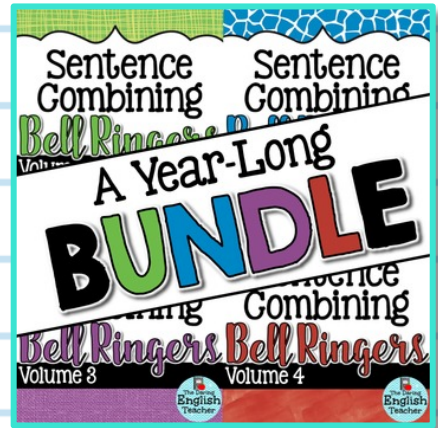

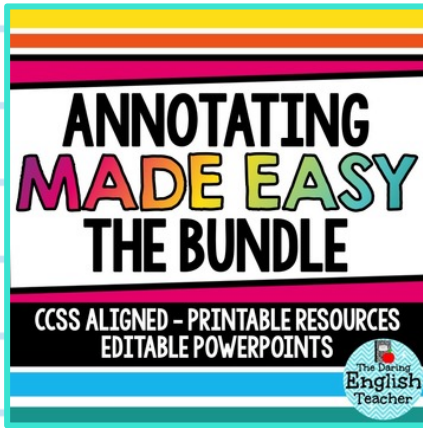
# RESEARCH PAPER GRADING RUBRIC

STANDARDS OF QUALITY	<b>Excellent</b> The work exceeds the standard of what is expected. The work is of exceptional quality.	<b>Good</b> The work is above the standard of what is expected. The work is of good quality.	<b>Acceptable</b> The work mostly meets the standard of what is expected. The work is of acceptable quality.	<b>Unacceptable</b> The work does not meet the standard of what is expected. The work is poor quality.
ORGANIZATION	<b>10</b>	<b>8</b>	<b>6</b>	<b>2</b>
	The ideas are arranged logically to support the purpose or argument. They flow smoothly from one to another, and are clearly linked to each other.	The ideas are arranged logically to support the central purpose or argument. They are usually clearly linked to each other.	In general, the writing is arranged logically, although occasionally ideas fail to make sense together.	The writing is not logically organized. Frequently, ideas fail to make sense together.
GRAMMAR AND MECHANICS	<b>10</b>	<b>8</b>	<b>6</b>	<b>2</b>
	The writing is free or almost free of errors.	There are occasional errors that do not distract from the paper.	The writing has many errors, and they distract the reader.	The errors in the paper prevent the reader from reading.
QUALITY OF RESEARCH	<b>10</b>	<b>8</b>	<b>6</b>	<b>2</b>
	The reader is confident that the information and ideas can be trusted.	The reader is uncertain of the reliability of some of the sources.	The reader doubts the accuracy of much of the material presented.	The reader doubts the value of the material and stops reading.
MLA FORMAT	<b>20</b>	<b>16</b>	<b>12</b>	<b>4</b>
	The paper has no MLA formatting errors. The paper is properly set-up, and the sources are correctly cited.	The paper has minor MLA formatting errors in either the set-up or the citations.	The paper has MLA errors in the set-up and in the citations.	The paper does not follow MLA format at all. There is no works cited page.
INTRODUCTION	<b>10</b>	<b>8</b>	<b>6</b>	<b>2</b>
	The introduction includes an excellent hook and an adequate thesis statement that clearly states the topic of the research paper.	The introduction includes a hook and an adequate thesis statement that states the topic of the research paper.	The introduction is missing the thesis, or the thesis is incorrect.	The paper is missing an introduction.
BODY PARAGRAPHS AND IDEAS	<b>30</b>	<b>24</b>	<b>18</b>	<b>6</b>
	The body paragraphs include exemplary topic sentences, supporting examples, and explanations. The author's ideas are clearly presented and explained.	The body paragraphs include adequate topic sentences, supporting examples, and explanations. The author's ideas are mostly presented and explained.	The body paragraphs include an attempt at topic sentences, supporting examples, and explanations. The author's ideas are partially presented and explained.	The body paragraphs lack topic sentences, supporting examples, and explanations. Little to no research is presented.
CONCLUSION	<b>10</b>	<b>8</b>	<b>6</b>	<b>2</b>
	The conclusion restates the thesis and main ideas and provides an adequate statement of significance.	The conclusion restates the thesis and main ideas and provides a statement of significance.	The conclusion is missing the statement of significance, or does not restate the main ideas.	The paper is missing a conclusion.

# RESEARCH PAPER GRADING RUBRIC

STANDARDS OF QUALITY	<b>Excellent</b> The work exceeds the standard of what is expected. The work is of exceptional quality.	<b>Good</b> The work is above the standard of what is expected. The work is of good quality.	<b>Acceptable</b> The work mostly meets the standard of what is expected. The work is of acceptable quality.	<b>Unacceptable</b> The work does not meet the standard of what is expected. The work is poor quality.
ORGANIZATION	The ideas are arranged logically to support the purpose or argument. They flow smoothly from one to another, and are clearly linked to each other.	The ideas are arranged logically to support the central purpose or argument. They are usually clearly linked to each other.	In general, the writing is arranged logically, although occasionally ideas fail to make sense together.	The writing is not logically organized. Frequently, ideas fail to make sense together.
	The writing is free or almost free of errors.	There are occasional errors that do not distract from the paper.	The writing has many errors, and they distract the reader.	The errors in the paper prevent the reader from reading.
GRAMMAR AND MECHANICS	The reader is confident that the information and ideas can be trusted.	The reader is uncertain of the reliability of some of the sources.	The reader doubts the accuracy of much of the material presented.	The reader doubts the value of the material and stops reading.
	The paper has no MLA formatting errors. The paper is properly set-up, and the sources are correctly cited.	The paper has minor MLA formatting errors in either the set-up or the citations.	The paper has MLA errors in the set-up and in the citations.	The paper does not follow MLA format at all. There is no works cited page.
QUALITY OF RESEARCH	The introduction includes an excellent hook and an adequate thesis statement that clearly states the topic of the research paper.	The introduction includes a hook and an adequate thesis statement that states the topic of the research paper.	The introduction is missing the thesis, or the thesis is incorrect.	The paper is missing an introduction.
	The body paragraphs include exemplary topic sentences, supporting examples, and explanations. The author's ideas are clearly presented and explained.	The body paragraphs include adequate topic sentences, supporting examples, and explanations. The author's ideas are mostly presented and explained.	The body paragraphs include an attempt at topic sentences, supporting examples, and explanations. The author's ideas are partially presented and explained.	The body paragraphs lack topic sentences, supporting examples, and explanations. Little to no research is presented.
MLA FORMAT	The conclusion restates the thesis and main ideas and provides an adequate statement of significance.	The conclusion restates the thesis and main ideas and provides a statement of significance.	The conclusion is missing the statement of significance, or does not restate the main ideas.	The paper is missing a conclusion.

# YOU MAY ALSO LIKE...



# FOLLOW ME ON SOCIAL MEDIA!



Click on the **GREEN STAR** by my name on my TpT store to follow me on TpT!